

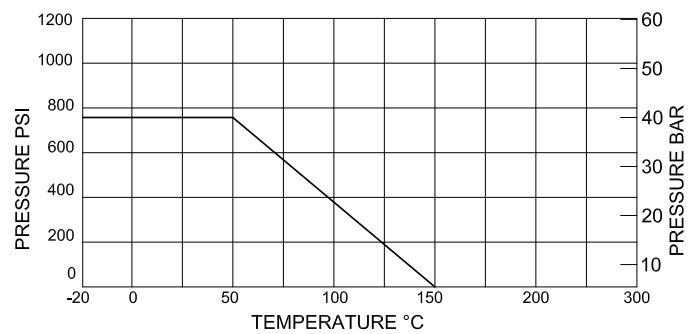
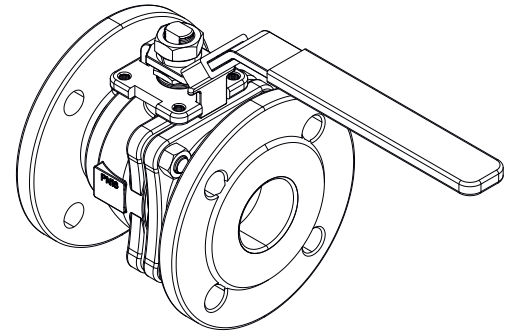
DESCRIPTION: Two piece, full bore, cast steel body ball valve with AISI 304 ball and PTFE seat ring. Raised face flanged.

APPLICATION: Start/stop flow of: Compressed air, gases and liquids. Typically also used for drain and vent purposes.

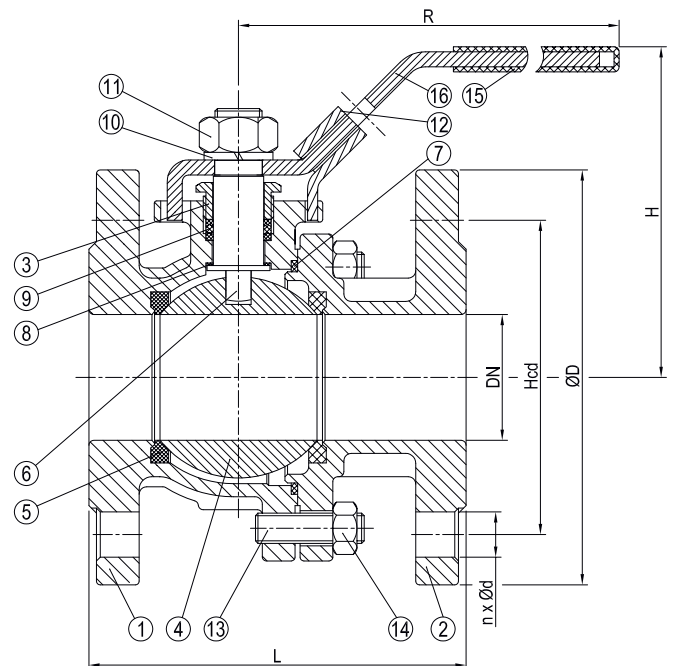
STANDARD & DESIGN:

Design Code: ASME B16.34
 Inspection Std.: EN 12266-1
 End Std.: PN40 DIN 2635
 Face to Face Std.: DIN 3202-F4
 Top Flange: ISO 5211(DN15-DN100)
 Flanges Drilled: PN40(DN15-DN100)
 Pressure rating: PN40(DN15-DN100)

VARIATIONS: With Direct Mounting Pad , Fire Safe version.
 Various actuators.
 Other dimensions and materials on request.



No	Part	Material	Code
1	Body	Cast Steel	1.0619
2	Cap	Cast Steel	1.0619
3	Gland	Stainless Steel	SUS304
4	Ball	Stainless Steel	1.4308
5	Seat	PTFE	-
6	Stem	Stainless Steel	SUS304
7	Bonnet Gasket	PTFE	-
8	Thrust Washer	PTFE	-
9	Packing	PTFE	-
10	Spring Washer	Stainless Steel	SUS304
11	Stem Nut	Stainless Steel	SUS304
12	Locking Device	Stainless Steel	SUS304
13	Bolt	Carbon Steel	-
14	Nut	Carbon Steel	-
15	Handle Cover	Plastic	-
16	Handle	Stainless Steel	SUS304



DN	n x ød	Hcd	øD	L	H	R	Kg
15	4x14	65	95	115	76	153	2.5
20	4x14	75	105	120	78	153	3.1
25	4x14	85	115	125	92	188	4.6
32	4x18	100	140	130	95	188	5.6
40	4x18	110	150	140	126	245	7.1
50	4x18	125	165	150	132	245	9.7
65	8x18	145	185	170	166	288	14.8
80	8x18	160	200	180	176	288	19.3
100	8x22	190	235	190	190	388	26.3