

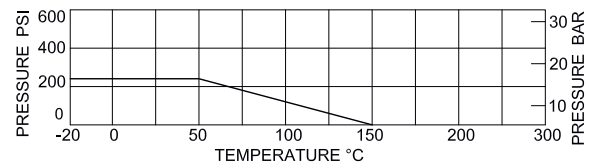
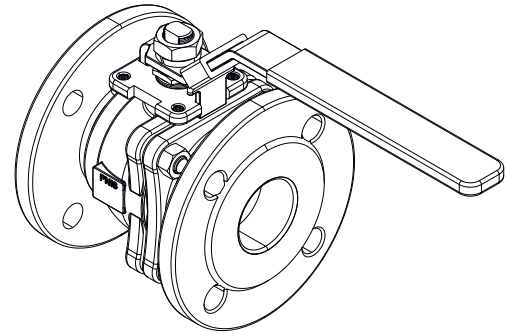
DESCRIPTION: Two piece, full bore, cast steel body ball valve with AISI 304 ball and PTFE seat ring. Raised face flanged.

APPLICATION: Start/stop flow of: Compressed air, gases and liquids. Typically also used for drain and vent purposes.

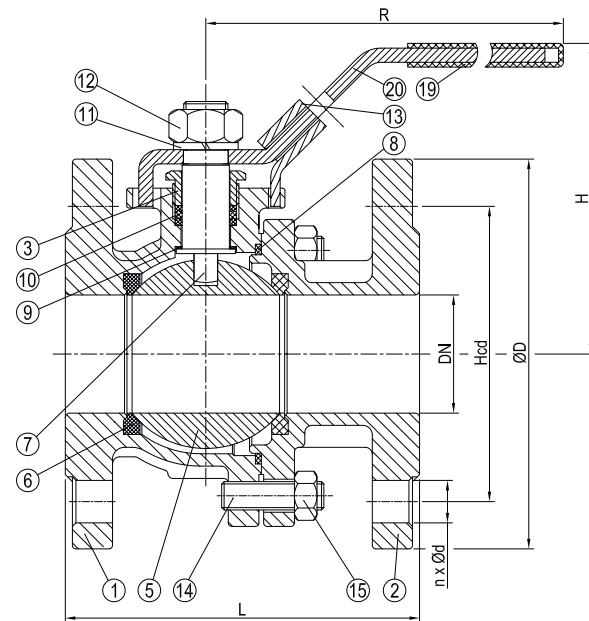
STANDARD & DESIGN:

Design Code: ASME B16.34
 Inspection Std.: EN 12266-1
 End Std.: PN16 DIN 2633
 Face to Face Std.: DIN 3202-F4 / F5
 Top Flange: ISO 5211(DN15-DN300)
 Flanges drilled: PN16(DN15-DN300)
 Pressure rating: PN16(DN15-DN300)

VARIATIONS: With Direct Mounting Pad , Fire Safe version.
 Various actuators.
 Other dimensions and materials on request.



No	Part	Material	Code
1	Body	Cast Steel	1.0619
2	Cap	Cast Steel	1.0619
3	Gland	Stainless Steel	SUS304
4	Gland*	Stainless Steel	1.4308
5	Ball	Stainless Steel	1.4308
6	Seat	PTFE	-
7	Stem	Stainless Steel	SUS316
8	Bonnet Gasket	PTFE	-
9	Thrust Washer	PTFE	-
10	Packing	PTFE	-
11	Spring Washer	Stainless Steel	SUS304
12	Stem Nut	Stainless Steel	SUS304
13	Locking Device	Stainless Steel	SUS304
14	Bolt	Carbon Steel	-
15	Nut	Carbon Steel	-
16	Gland Bolt*	Carbon Steel	-
17	Stopper*	Stainless Steel	SUS304
18	Snap Ring*	Stainless Steel	SUS304
19	Handle Cover	Plastic Cover	-
20	Handle	Stainless Steel	SUS304



* NOT SHOWN IN DIMENSIONAL VIEW ABOVE,
 ONLY APPLICABLE FOR SIZES DN125-DN300

DN	n x ød	Hcd	øD	L	H	R	Kg
15	4x14	65	95	115	76	153	2.4
20	4x14	75	105	120	78	153	3.2
25	4x14	85	115	125	92	188	3.9
32	4x18	100	140	130	95	188	5.4
40	4x18	110	150	140	126	245	6.7
50	4x18	125	165	150	132	245	9.6
65	4x18	145	185	170	166	288	13.8
80	8x18	160	200	180	176	288	18.3
100	8x18	180	220	190	190	388	23.7
125	8x18	210	250	325	224	750	38.7
150	8x22	240	285	350	247	750	52.9
200	12x22	295	340	400	305	1000	91.1
250	12x26	355	405	450	327	1000	169.2
300	12x26	410	460	500	355	1000	-